

# Standard Quotation

## 183 AA/TA/TE 61, 62

Propulsion Plants  
for Work Boats and Passenger Vessels



**mtu**

Deutsche Aerospace





**Reference Diagrams**





## Propulsion Plant Configurations

Figure 1 Engine with standard accessory equipment

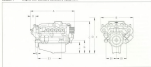


Figure 2 Engine with standard accessory equipment including mounting and gearbox (single mounted)

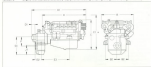
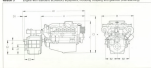


Figure 3 Engine with standard accessory equipment including mounting and gearbox (two mounted)



\*All lengths in ft.



