




Volkswagen Industrial Engines

- Constant speed smooth running
= **reliable operation**
- Quiet low pollutant emissions
= **ecologically beneficial**
- Low fuel consumption ease of maintenance
= **economical**
- Compact and light
= **favourable installation possibilities**
- Worldwide service outlets and parts supply



for these reasons choose ...
Volkswagen industrial engines - the drive for your ideas

ADF Spark-ignition Industrial Engine 1800 cm³




Construction	4 cylinder in-line spark-ignition engine
Output	40 kW at 3000 rpm
Direction of rotation	Looking at flywheel - left -
Fuel-induction system	Downbrought carburetor with electric and coolant controlled automatic choke
Fuel	Regular petrol (Gasohol/Alcohol), min. 10 RON
For LPG and CNG operation	noted
Cooling	Sealed, pressurized coolant system
Installation position	Looking at flywheel - inclined 20° to right -
Dimensions	Height 593 mm, width 451 mm, length 503 mm
Dry weight	11 kg
Exhaust	GCE 15/04

Volkswagen Indi

ADG

Diesel Industrial Engine 1900 cm³




Construction	4 cylinder in-line Diesel engine with cast aluminium
Output	45 kW at 1000 rpm
Direction of rotation	Locking of flywheel - left -
Fuel-injection system	Distributor injection pump with governor and electric fuel cut-off
Fuel	Diesel fuel CVI min. 87
Cooling	Sealed, pressurized coolant system with oil cooler in water flow
Installation position	Locking of flywheel - inclined 20° to right -
Dimensions	Height 637 mm, width 625 mm, length 530 mm
Dry weight	100 kg
Exhaust	Y1542/DEC (LUND), 004

ustrial Engines

ADE


Diesel Industrial Engine with
exhaust turbocharger TPO0001



Construction	6 cylinder in-line diesel engine with air chamber and exhaust turbocharger
Output	56 kW at 4000 rpm
Direction of rotation	Looking at flywheel - left -
Fuel-injection system	Distributor injection pump with governor and electric fuel cut-off
Fuel	Diesel fuel CV min. 45
Cooling	Sealed, pressurised coolant system with oil cooler in water flow
Installation position	Looking at flywheel - inclined 30° to right -
Dimensions	Height 637 mm, width 637 mm, length 530 mm
Dry weight	135 kg
Exhaust	FL460/EEC (EURO), FPA

AFD


TDI Diesel Industrial Engine with exhaust turbocharger TPOCure™



Construction	4 cylinder in-line diesel engine with direct injection, turbocharger and intercooler
Output	60 kW at 1800 rpm
Direction of rotation	Loading at flywheel - left -
Fuel/Injection system	Engine management with electronic diesel control (EDC)
Fuel	Diesel fuel EN min. 4P
Cooling	Sealed, pressurized coolant system with oil cooler in water flow
Installation position	Loading at flywheel - inclined 20° to right -
Dimensions	Height 657 mm, width 790 mm, length 545 mm
Dry weight	350 kg
Exhaust	96/77 EC EURO2, EN6

AER

Spark-ignition Engine 1000 cm³



Construction 4 cylinder in-line spark-ignition engine

Output 37 kW at 1800 rpm

Elevation of rotation Locking of flywheel - left -

Fuel-induction system Bosch Motronic MP 9.2

Fuel Premium petrol (unleaded)
min. 95 RON
Can also be run with regular petrol.

Cooling Sealed, pressurized coolant system

Installation position Locking of flywheel
- inclined 9° to left -

Dimensions Height 455 mm, width 526 mm,
length 390 mm

Dry weight 35 kg

Exhaust 1475/EC



VOLKSWAGEN

VOLKSWAGEN AG
Beulweg 19/1
KAYE Industrial Sales
D-38406 Wolfsburg

Telefon +49-5361 / 92 71 64

Telefax +49-5361 / 92-86-58

New Dealer